

Supplier Readiness Assessment

Benoît Pomerleau, B.Eng., MBA

Supplier Readiness Assessment - SRA

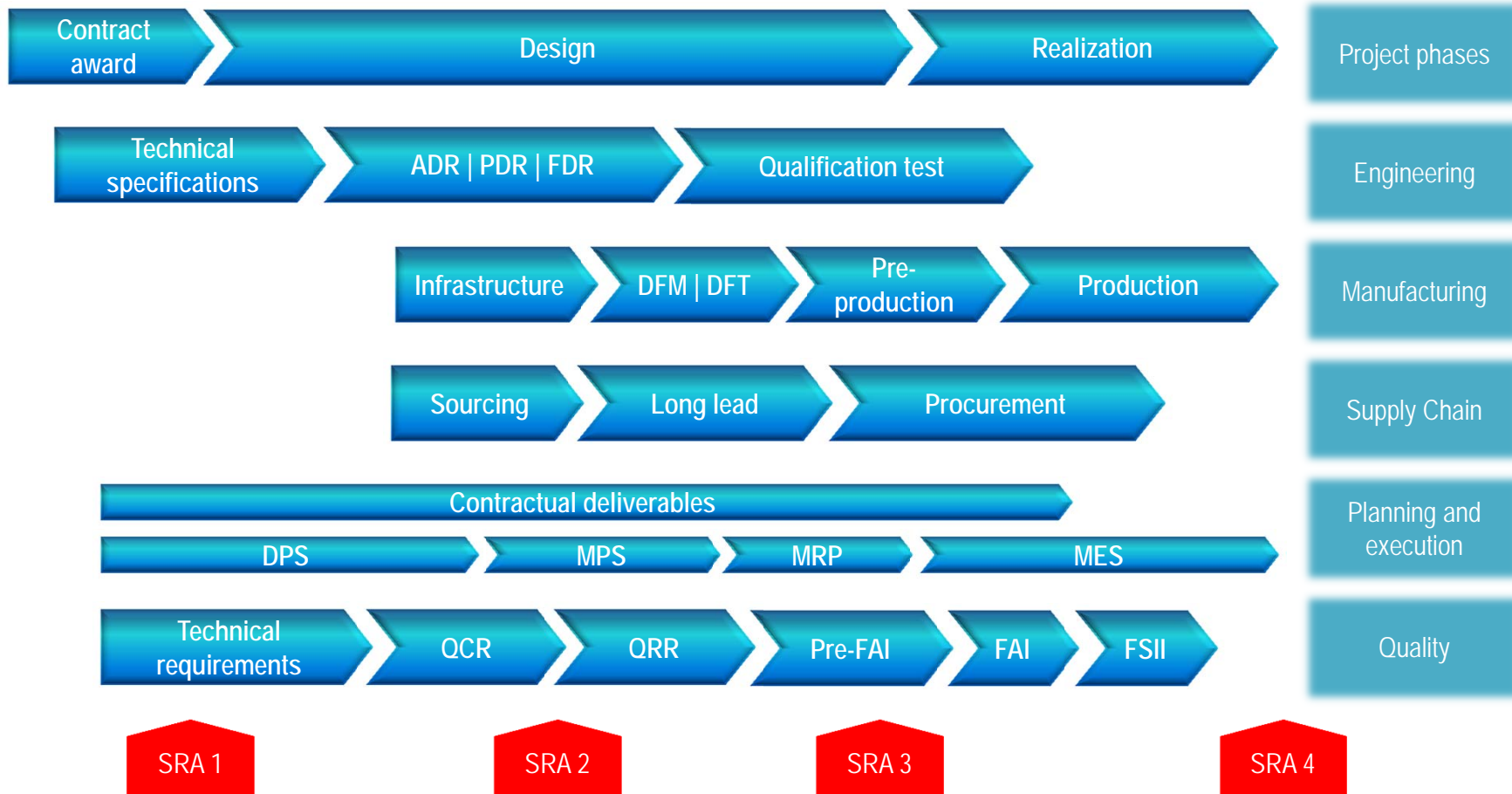
Framework for ascertaining supplier's capability to deliver as planned

- New project: evolution performance appraisal and contingency plan
- Realization phase: performance breakdown and recovery plan

SRA framework

- On-site evaluation, evidence driven, providing visibility on ability to meet targeted deliverables
- Appraisal, from an operational perspective, on level of preparation of a project to successfully evolve to next gate
- Report on situational condition of predominant determinants affecting operational effectiveness
- Project evolution and maturity level valuation yielding to proactive detection of potential risks

Typical project evolution scheme



SRA timeline

- Project phase – Continuous assessment from Contract award to successful completion of First Article Inspection (FAI):

- SRA1: Contract award

- SRA awareness session and template alignment with project deliverables

- SRA2: PDR/FDR

- SRA on long lead elements (tooling and components), infrastructure (systems and processes), performance review on planned deliverables and program review to successful FAI

- SRA3: Pre-FAI

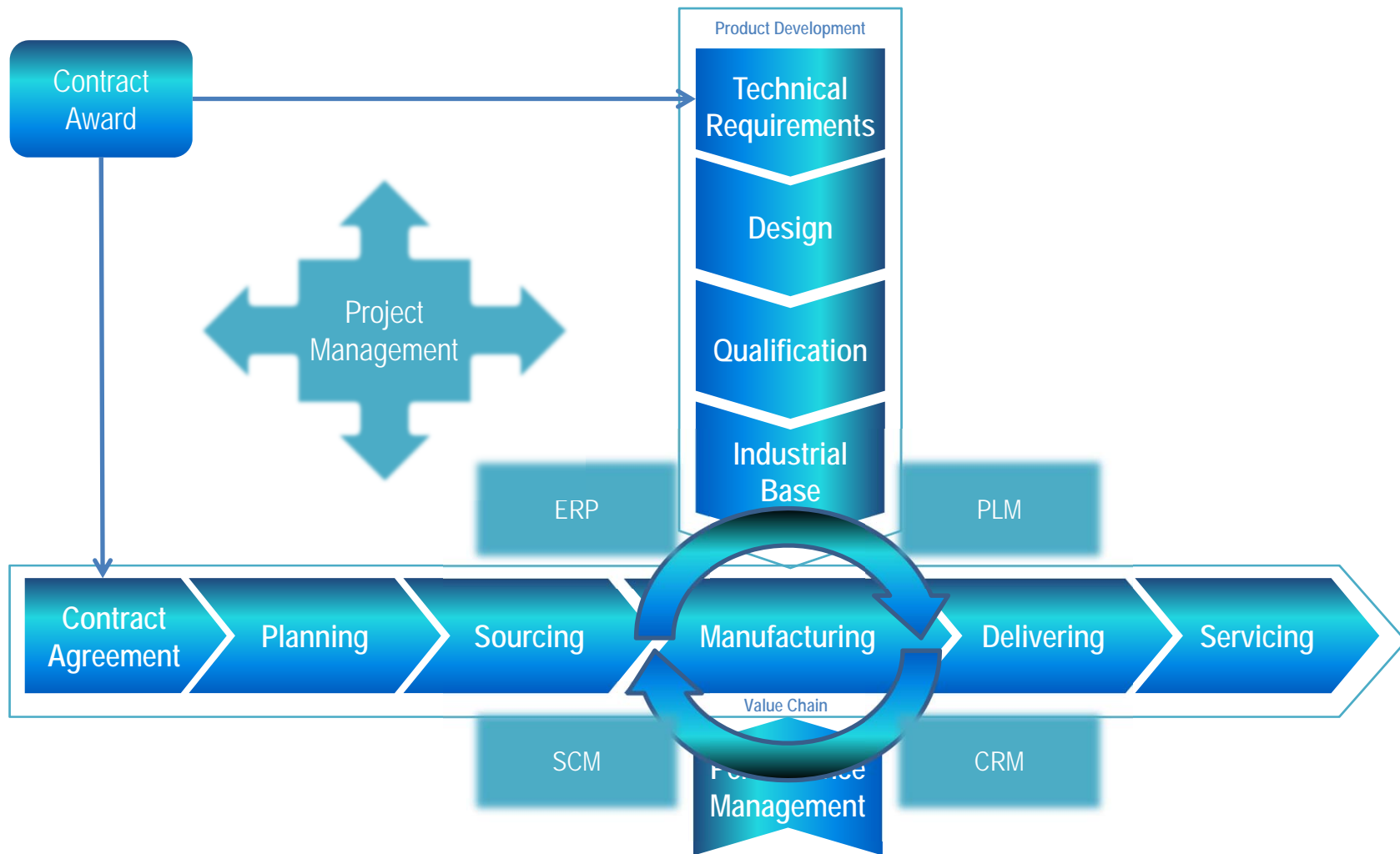
- SRA on operational readiness for on-time supply of FAI (Supply chain, Manufacturing, Quality)

- Realization phase – Contextual

- SRA4: Performance breakdown

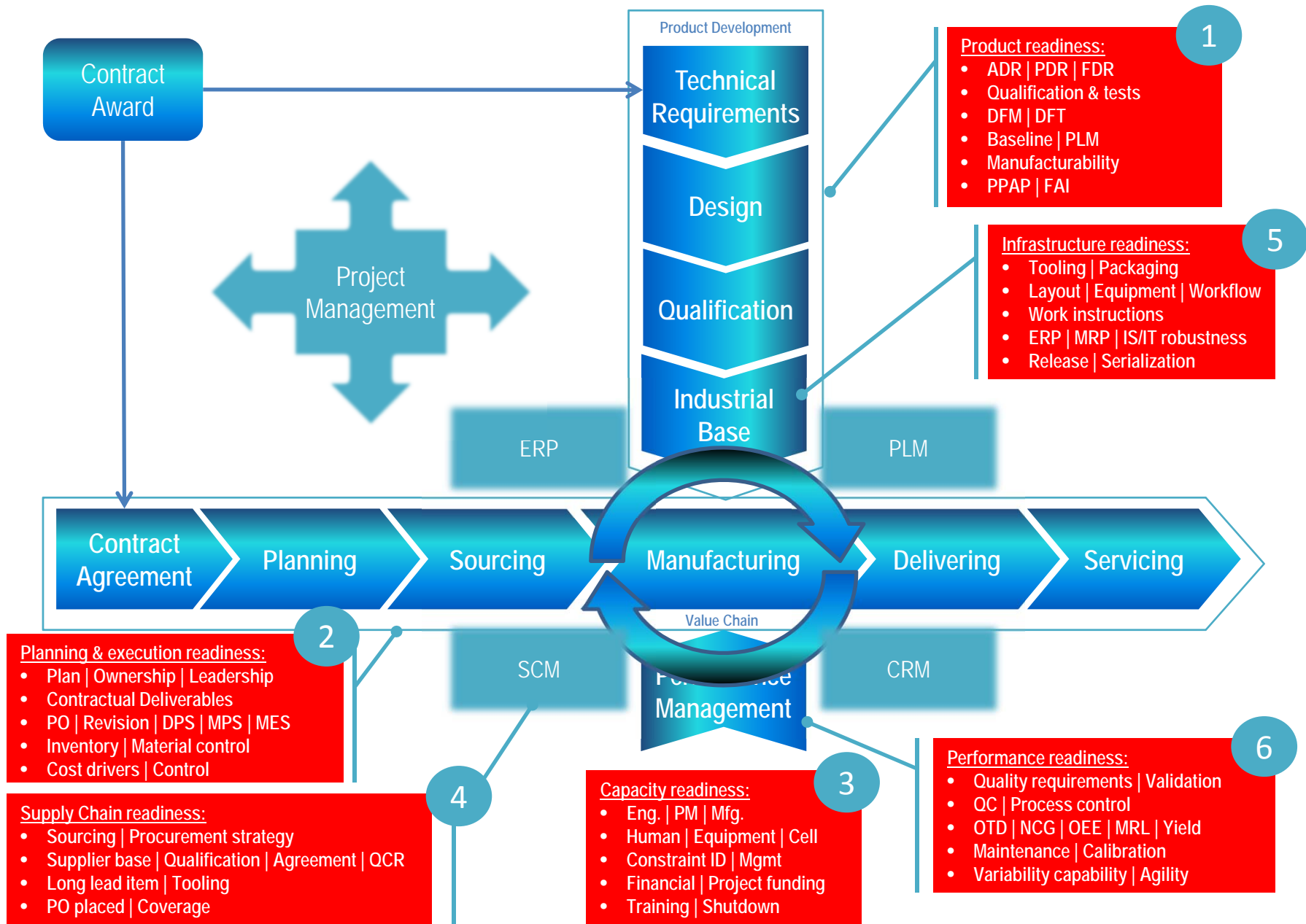
- SRA on overall predominant determinants affecting operational effectiveness

Operational perspective framework

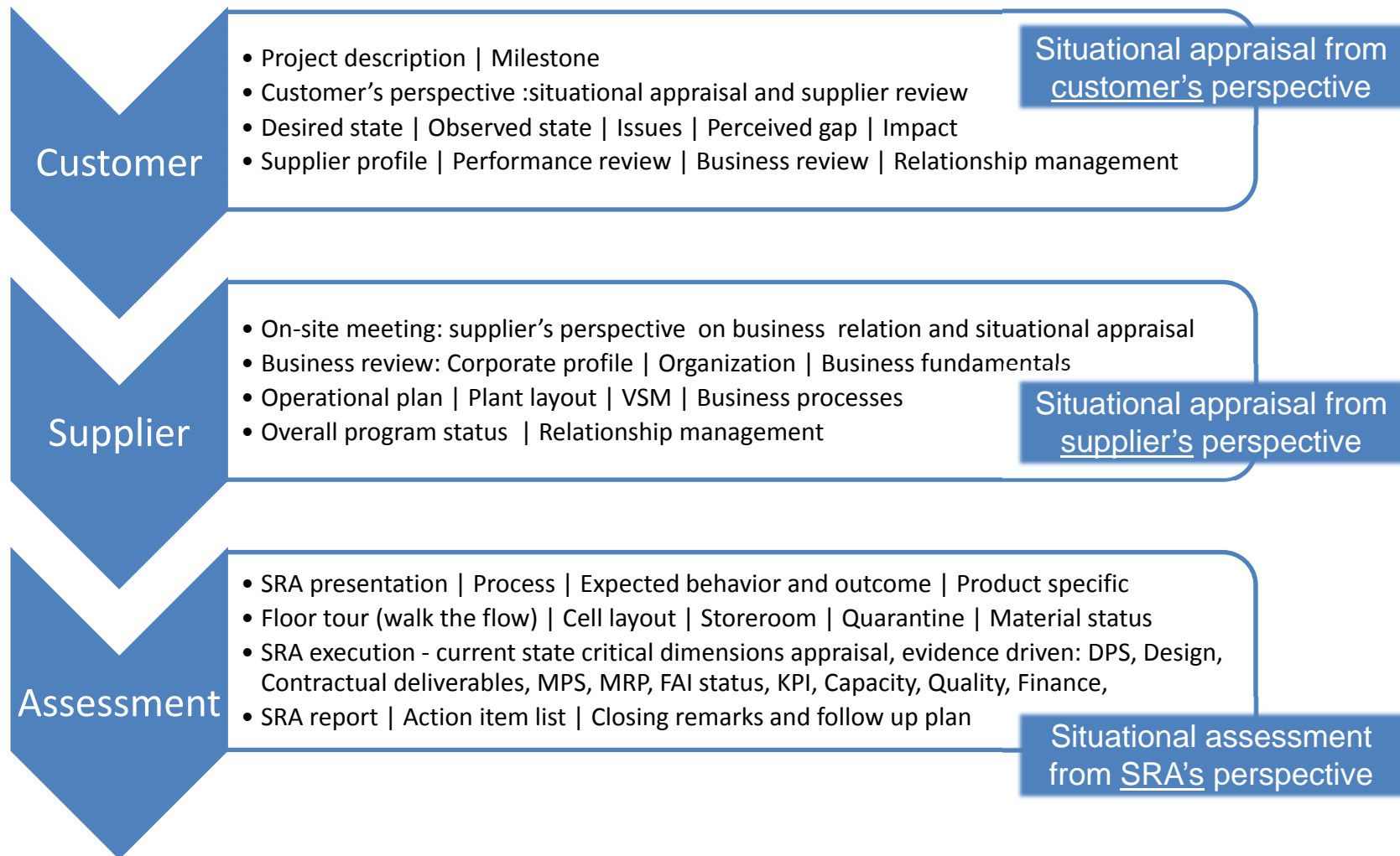


Readiness: Prominent determinants

- Design readiness
 - On-time product release: ADR, PDR, FDR, Qualification, DFx, FAI
- Planning & Execution readiness
 - Plan, owners and leadership: DPS, MPS, MRP, Contract Deliverables
- Capacity readiness
 - Sufficient resources: human, financial, equipment, space, bottleneck
- Supply Chain readiness
 - Supplier selection and material pipeline to meet demand
- Infrastructure readiness
 - IS, tool, layout, process, training, procedure
- Performance readiness
 - Quality requirements, process control, SPM



SRA approach



SRA scorecard

		SRA1	SRA2	SRA3	SRA4	Trend	Comments
Design	TSR ADR PDR FDR	Yellow	Red	Yellow	Grey	↗	Pending PCR
	Qualification and test	Grey	Grey	Yellow	Green	↗	
	DFM DFT	Grey	Yellow	Grey	Grey	↗	
	FAI FSII	Grey	Grey	Yellow	Green	↗	
	Product baseline	Grey	Grey	Green	Yellow	↔	Product not released
Leadership, Planning and Execution	Leadership	Yellow	Green	Yellow	Green	↗	
	DPS	Green	Green	Yellow	Green	↗	
	Contract Deliverables	Green	Yellow	Red	Yellow	↗	80% deliverables status Technical documentations pending
	ERP/MRP load Inventory	Grey	Green	Yellow	Green	↗	Latest PO changes to be loaded Schedule update
	MES	Grey	Grey	Yellow	Green	↗	
Capacity	Engineering PM	Green	Yellow	Yellow	Green	↗	
	Operations	Grey	Grey	Green	Yellow	↘	Behind on resources recruiting
	Finance	Yellow	Yellow	Red	Yellow	↗	AR over 90 days impacting AVP
	Constraints	Grey	Green	Yellow	Green	↗	Well managed constraint
	Resources plan	Yellow	Yellow	Green	Green	↗	
Supply chain	Sourcing	Grey	Yellow	Green	Green	↗	
	Suppliers	Grey	Yellow	Green	Green	↗	
	SRM	Grey	Yellow	Green	Green	↗	
	Long lead	Grey	Green	Yellow	Green	↗	
	Procurement	Grey	Green	Green	Yellow	↔	Incomplete material coverage
Infrastructure	ERP MRP PLM CRM	Yellow	Green	Yellow	Yellow	↔	Release mechanism not implemented
	Tooling and packaging	Grey	Green	Yellow	Green	↗	
	Space Layout Workflow	Grey	Grey	Green	Green	↗	
	Traceability	Grey	Grey	Green	Green	↗	
	SOP Work instructions	Grey	Grey	Yellow	Green	↗	
Performance	QRR Quality plan	Green	Green	Yellow	Yellow	↗	
	Process control	Grey	Grey	Green	Green	↗	
	Overall Operations Effectiveness	Grey	Grey	Green	Yellow	↘	Incomplete rework procedure
	Maintenance Calibration	Grey	Grey	Green	Green	↗	
	Resources	Grey	Grey	Yellow	Green	↗	

SRA tool

WORKBOOK VIEWS					SHOW	ZOOM			
K25					fx				
A	B	C	D	E	F	G	H	I	J
4.0 Supply chain									
Elements		Score	Weight	Total					
4.1 Sourcing strategy									
Plan for every part		3	3	9					
Cost target for every part		3	3	9					
Identified supplier base for every part		4	3	12					
Single source supplier identified		3	3	9					
A-item supplier identified		4	3	12					
				3.4					
4.2 Suppliers									
Selected suppliers		3	3	9					
Qualified suppliers		2	3	6					
New suppliers		4	3	12					
				3					
4.3 Supplier Relationship Management									
Agreement in place with all suppliers		3	3	9					
Back-to-back terms and conditions		2	2	4					
A-item supplier strategy		3	3	9					
A/P status		3	2	6					
				2.8					
4.4 Long lead item									
Lead time known and confirmed		4	3	12					
Long lead item PO placed		3	3	9					
Long lead item PO acknowledge		3	3	9					
Long lead item demand/supply model		4	2	8					
				3.5					
4.5 Procurement									
ABC plan		3	2	6					
All PO placed		4	3	12					
PO in line with DPS		5	3	15					
All PO acknowledge		4	3	12					
Material coverage Shortage report		3	3	9					
MRP share		4	2	8					
Obsolescence management		5	2	10					
				4.15					

bconseils

Design

Leadership,
Planning and
Execution

Capacity

Supply chain

Supplier Readiness Assess

	SRA1	SRA2	SRA3	SRA4	Trend	
TSR ADR PDR FDR	Yellow	Red	Yellow	Green	↗	Pending
Qualification and test	Green	Green	Green	Green	↗	
DFM DFT	Green	Green	Green	Green	↗	
FAI FSII	Green	Green	Green	Green	↗	
Product baseline	Green	Green	Green	Green	↔	Product
Leadership	Green	Green	Green	Green	↗	
DPS	Green	Green	Green	Green	↗	
Contract Deliverables	Green	Green	Red	Green	↗	80% de
ERP/MRP load Inventory	Green	Green	Green	Green	↗	Latest
MES	Green	Green	Green	Green	↗	
Engineering PM	Green	Green	Green	Green	↗	
Operations	Green	Green	Green	Green	↘	Behind
Finance	Green	Green	Green	Green	↗	A/R cov
Constraints	Green	Green	Green	Green	↗	Well m
Resources plan	Green	Green	Green	Green	↗	
Sourcing	Green	Green	Green	Green	↗	
Suppliers	Green	Green	Green	Green	↗	
SRM	Green	Green	Green	Green	↗	
Long lead	Green	Green	Green	Green	↗	
Procurement	Green	Green	Green	Green	↔	Incom
ERP MRP PLM CRM	Green	Green	Green	Green	↔	Releas

Links

bconseils
Performance opérationnelle

